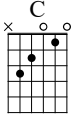


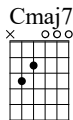


IMAGINE / John Lennon

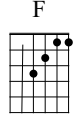
INTRO



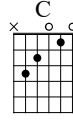
C



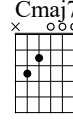
Cmaj7



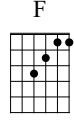
F



C



Cmaj7



F

4/4

COUPLET [Structure / A B A B C A B C]

4

C Cmaj7 F (A B C) notes C Cmaj7

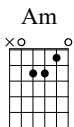
7

F (A B C) notes C Cmaj7 F (A B C) notes

7

C Cmaj7 F (A B C) notes

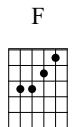
REFRAIN



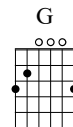
Am



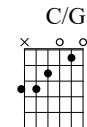
Dm7



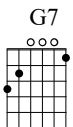
F/C



G



C/G



10

13

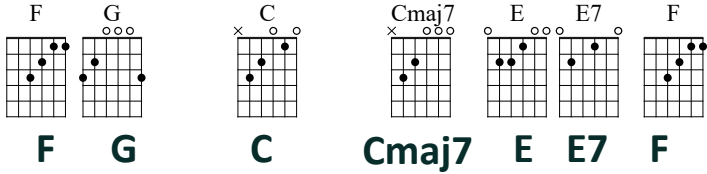
G7



IMAGINE / John Lennon

Conseils de jeu

PONT



46

F G C Cmaj7 E E7 F G C

49

Cmaj7 E E7 F G C Cmaj7 E E7 F

52

G C

[Structure / A B A B C A B C]

CONSEILS PIANO

renversements MD

Intro & Couplet :

Jouer C/G pour C, BE/G pour Cmaj7,
F état fondamental pour F,

Refrain :

Jouer Am état fondamental

D/A pour D, F/A pour F

G état fondamental et C (CE et DG)

MD en balancement en croche

(ex sur C : doigts 3 (C) et 5 (E) en accord
et pouce sur G en alternance

MG jouer en ronde dans un premier temps

puis en octave sur la fondamental de l'accord sur
temps 1 et 3

La rythmique piano

C Cmaj7 F C Cmaj7 F